31.875" x 15.375"

HIGHLIGHTS OF PRESCRIBING INFORMATION
These highlights do not include all the information needed to use SUGAMMADEX INJECTION safely and effectively. See full prescribing information for SUGAMMADEX INJECTION.

SUGAMMADEX INJECTION, for intravenous use
Initial U.S. Approval: 2015

INDICATIONS AND USAGE

Sugammadex Injection is indicated for the reversal of neuromuscular blockade induced by rocuronium bromide and vecuronium bromide in adult and pediatric patients aged 2 years and older undergoing surgery. (1)

DOSAGE AND ADMINISTRATION

• Dosing is based on actual body weight (2.1)
• Monitor for twitch responses to determine the timing and dose for Sugammadex Injection administration. (2.1)
• Administer as a single bolus injection. (2.1)

For rocuronium and vecuronium:
• 4 mg/kg is recommended if spontaneous recovery of the twitch response has reached 1 to 2 post-tetanic counts (PTC) and there are no twitch responses to train-of-four (TOF) stimulation. (2.2)
• 2 mg/kg is recommended if spontaneous recovery has reached the reappearance of the second twitch in response to TOF stimulation. (2.2)

For rocuronium only:
• 16 mg/kg is recommended if there is a clinical need to reverse neuromuscular blockade soon (approximately 3 minutes) after administration of a single dose of 1.2 mg/kg of rocuronium. Immediate reversal in pediatric patients has not been studied. (2.2)

DOSAGE FORMS AND STRENGTHS

• 200 mg/2 mL (100 mg/mL) in a single-dose prefilled syringe for bolus injection (3)

CONTRAINDICATIONS

Known hypersensitivity to sugammadex or any of its components. (4)

WARNINGS AND PRECAUTIONS

Anaphylaxis: Be prepared for hypersensitivity reactions (including anaphylactic reactions) and take necessary precautions. (5.1)

Marked Bradycardia: Cases of marked bradycardia, some of which have resulted in cardiac arrest, have been observed within minutes after administration. Monitor for hemodynamic changes and administer anticholinergic agents such as atropine if clinically significant bradycardia is observed. (5.2)
Respiratory Function Monitoring: Ventilatory support is mandatory until adequate spontaneous respiration is restored and the ability to maintain a patent airway is assured. Provide adequate ventilation if neuromuscular blockade persists after Sugammadex Injection or recurs following extubation. (5.3, 5.4)
Waiting Times for Re-Administration of Neuromuscular Blocking Agents: If re-administration of a neuromuscular blocking agent is required after reversal with Sugammadex Injection, waiting times should be based on the dose of Sugammadex Injection, and the renal function of the patient. Consider use of a nonsteroidal neuromuscular blocking agent. (5.5)

ADVERSE REACTIONS

• Most common adverse reactions (reported in ≥10% of adult patients at a 2, 4, or 16 mg/kg Sugammadex Injection dose and higher than the placebo rate): vomiting, pain, nausea, hypotension, and headache. (6.1)
• Most common adverse reactions (reported in ≥10% of pediatric patients 2 to <17 years of age at Sugammadex Injection doses of 2 or 4 mg/kg) were pain, vomiting, and nausea. (6.1)

To report SUSPECTED ADVERSE REACTIONS, contact Fresenius Kabi USA, LLC at 1-800-551-7176 or FDA at 1-800-FDA-1088 or www.fda.gov/medwatch.

DRUG INTERACTIONS

Toremifene: Concomitant use can delay recovery. (7.2)
Hormonal contraceptives: Patients must use an additional, non-hormonal method of contraception for 7 days following Sugammadex Injection administration. (5.6, 7.3)

USE IN SPECIFIC POPULATIONS

• Severe Renal Impairment: Not recommended. (8.6)

See 17 for PATIENT COUNSELING INFORMATION.
Additional pediatric use information is approved for Merck Sharp & Dohme LLC's BRIDION® (sugammadex) injection. However, due to Merck Sharp & Dohme LLC's marketing exclusivity rights, this drug product is not labeled with that information.

Revised: 6/2026

FULL PRESCRIBING INFORMATION: CONTENTS*

1 INDICATIONS AND USAGE
2 DOSAGE AND ADMINISTRATION
2.1 Important Dosing and Administration Information
2.2 Recommended Dosing
2.3 Drug Compatibility
2.4 Instructions for Use of Prefilled Syringe
3 DOSAGE FORMS AND STRENGTHS
4 CONTRAINDICATIONS
5 WARNINGS AND PRECAUTIONS
5.1 Anaphylaxis and Hypersensitivity
5.2 Marked Bradycardia
5.3 Respiratory Function Monitoring During Recovery
5.4 Risk of Prolonged Neuromuscular Blockade
5.5 Waiting Times for Re-Administration of Neuromuscular Blocking Agents for Intubation Following Reversal with Sugammadex Injection
5.6 Interactions Potentially Affecting the Efficacy of Other Drugs
5.7 Risk of Recurrence of Neuromuscular Blockade Due to Displacement Interactions
5.8 Risk of Recurrence of Neuromuscular Blockade with Lower Than Recommended Dosing
5.9 Risk of Recurrence of Neuromuscular Blockade Due to the Administration of Drugs that Potentiate Neuromuscular Blockade
5.10 Risk of Coagulopathy and Bleeding
5.11 Renal Impairment
5.12 Light Anesthesia
5.13 Reversal after Rocuronium or Vecuronium Administration in the ICU
5.14 Reversal of Neuromuscular Blocking Agents Other Than Rocuronium or Vecuronium
6 ADVERSE REACTIONS
6.1 Clinical Trials Experience
6.2 Post-Marketing Experience
7 DRUG INTERACTIONS
7.1 Summary
7.2 Interactions Potentially Affecting the Efficacy of Sugammadex Injection
7.3 Interaction Potentially Affecting the Efficacy of Hormonal Contraceptives
7.4 Interference with Laboratory Tests
8 USE IN SPECIFIC POPULATIONS
8.1 Pregnancy
8.2 Lactation
8.3 Females and Males of Reproductive Potential
8.4 Pediatric Use
8.5 Geriatric Use
8.6 Renal Impairment
8.7 Hepatic Impairment
8.8 Cardiac Patients
8.9 Pulmonary Patients
8.10 Obese Patients with a BMI ≥40 kg/m²
8.11 American Society of Anesthesiologists Class 3 or 4 Patients
10 OVERDOSAGE
11 DESCRIPTION
12 CLINICAL PHARMACOLOGY
12.1 Mechanism of Action
12.2 Pharmacodynamics
12.3 Pharmacokinetics
13 NONCLINICAL TOXICOLOGY
13.1 Carcinogenesis, Mutagenesis, Impairment of Fertility
13.2 Animal Toxicology and/or Pharmacology
14 CLINICAL STUDIES
14.1 Controlled Clinical Studies
16 HOW SUPPLIED/STORAGE AND HANDLING
17 PATIENT COUNSELING INFORMATION

*Sections or subsections omitted from the full prescribing information are not listed.

FULL PRESCRIBING INFORMATION

1 INDICATIONS AND USAGE

Sugammadex Injection is indicated for the reversal of neuromuscular blockade induced by rocuronium bromide and vecuronium bromide in adult and pediatric patients aged 2 years and older undergoing surgery.

Additional pediatric use information is approved for Merck Sharp & Dohme LLC's BRIDION® (sugammadex) injection. However, due to Merck Sharp & Dohme LLC's marketing exclusivity rights, this drug product is not labeled with that information.

2 DOSAGE AND ADMINISTRATION

2.1 Important Dosing and Administration Information

Sugammadex Injection dosing is based on actual body weight.

Sugammadex Injection, for intravenous use, should be administered by trained healthcare providers familiar with the use, actions, characteristics, and complications of neuromuscular blocking agents (NMBA) and neuromuscular block reversal agents.

Doses and timing of Sugammadex Injection administration should be based on monitoring for twitch responses and the extent of spontaneous recovery that has occurred.

Administer Sugammadex Injection intravenously as a single bolus injection. The bolus injection may be given over 10 seconds, into an existing intravenous line. Sugammadex Injection has only been administered as a single bolus injection in clinical trials.

From the time of Sugammadex Injection administration until complete recovery of neuromuscular function, monitor the patient to assure adequate ventilation and maintenance of a patent airway. Satisfactory recovery should be determined through assessment of skeletal muscle tone and respiratory measurements in addition to the response to peripheral nerve stimulation.

The recommended dose of Sugammadex Injection does not depend on the anesthetic regimen.

Preparation of dilution for pediatric use:
Sugammadex 100 mg/mL may be diluted to a concentration of 10 mg/mL, using 0.9% sodium chloride injection, USP, to increase the accuracy of dosing in the pediatric population.
- To prepare the required dose, aseptically transfer all the contents of the 2 mL prefilled syringe of Sugammadex Injection containing 200 mg sugammadex (100 mg/mL) to a bottle (or intravenous bag) containing 18 mL of 0.9% sodium chloride injection, to achieve a final concentration of 10 mg/mL sugammadex. The diluted solution should be used immediately.
- Sugammadex injection is a single-dose sterile solution without preservatives. Discard any unused portion from the prefilled syringe.

2.2 Recommended Dosing

Sugammadex Injection can be used to reverse different levels of rocuronium- or vecuronium-induced neuromuscular blockade.

For rocuronium and vecuronium:
- A dose of 4 mg/kg Sugammadex Injection is recommended if spontaneous recovery of the twitch response has reached 1 to 2 post-tetanic counts (PTC) and there are no twitch responses to train-of-four (TOF) stimulation following rocuronium- or vecuronium-induced neuromuscular blockade *[see Warnings and Precautions (5.8)]*.
- A dose of 2 mg/kg Sugammadex Injection is recommended if spontaneous recovery has reached the reappearance of the second twitch (T_2) in response to TOF stimulation following rocuronium- or vecuronium-induced neuromuscular blockade *[see Warnings and Precautions (5.8)]*.

For rocuronium only:
- A dose of 16 mg/kg Sugammadex Injection is recommended if there is a clinical need to reverse neuromuscular blockade soon (approximately 3 minutes) after administration of a single dose of 1.2 mg/kg of rocuronium. The efficacy of the 16 mg/kg dose of Sugammadex Injection following administration of vecuronium has not been studied. Immediate reversal in pediatric patients has not been studied *[see Clinical Studies (14.1)]*.

2.3 Drug Compatibility

May inject Sugammadex Injection into the intravenous line of a running infusion with the following intravenous solutions:
- 0.9% sodium chloride
- 5% dextrose
- 0.45% sodium chloride and 2.5% dextrose
- 5% dextrose in 0.9% sodium chloride
- isolyte P with 5% dextrose
- Ringer's lactate solution
- Ringer's solution

Ensure the infusion line is adequately flushed (e.g., with 0.9% sodium chloride) between administration of Sugammadex Injection and other drugs.

Do not mix Sugammadex Injection with other products except those listed above.

Sugammadex Injection is physically incompatible with verapamil, ondansetron, and ranitidine.

Visually inspect parenteral drug products for particulate matter and discoloration prior to administration, whenever the solution and container permit.

2.4 Instructions for Use of Prefilled Syringe

Figure 1: Outer Packaging and Prefilled Syringe

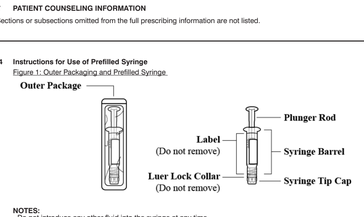

NOTES:
- Do not introduce any other fluid into the syringe at any time.
- Do not dilute for IV push.
- Do not re-sterilize the syringe.
- Do not use this product on a sterile field.
- This product is for single dose only.

1. Inspect the outer packaging (blister pack) to confirm the integrity of the packaging. Do not use if the blister pack or the prefilled syringe has been damaged.
2. Remove the syringe from the outer packaging. (See Figure 2)

Figure 2

3. Visually inspect the syringe. Parenteral drug products should be inspected visually for particulate matter and discoloration prior to administration, whenever solution and container permit.
4. Twist off the syringe tip cap. Do not remove the label around the luer lock collar. (See Figure 3)

Figure 3

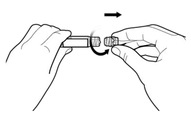

5. Expel air bubble(s). Adjust the dose (if applicable).
6. Administer the dose ensuring that pressure is maintained on the plunger rod during the entire administration.
7. Discard the used syringe into an appropriate receptacle.

For more information concerning this drug, please call Fresenius Kabi USA, LLC at 1-800-551-7176.

To report SUSPECTED ADVERSE REACTIONS, contact Fresenius Kabi USA, LLC at 1-800-551-7176 or FDA at 1-800-FDA-1088 or www.fda.gov/medwatch.

3 DOSAGE FORMS AND STRENGTHS

Sugammadex Injection is a sterile, clear, colorless to slightly yellow-brown, non-pyrogenic aqueous solution intended for intravenous infusion. Sugammadex Injection is available as follows:
• 200 mg/2 mL (100 mg/mL) in a single-dose prefilled syringe for bolus injection

4 CONTRAINDICATIONS

Sugammadex Injection is contraindicated in patients with known hypersensitivity to sugammadex or any of its components. Hypersensitivity reactions that occurred varied from isolated skin reactions to serious systemic reactions (i.e., anaphylaxis, anaphylactic shock) and have occurred in patients with no prior exposure to sugammadex *[see Warnings and Precautions (5.1), Adverse Reactions (6)]*.

5 WARNINGS AND PRECAUTIONS

5.1 Anaphylaxis and Hypersensitivity

Clinicians should be prepared for the possibility of drug hypersensitivity reactions (including anaphylactic reactions) and take the necessary precautions *[see Contraindications (4), Adverse Reactions (6.1)]*.

Potentially serious hypersensitivity reactions, including anaphylaxis, have occurred in patients treated with Sugammadex Injection. The nature and frequency of anaphylaxis and hypersensitivity associated with Sugammadex Injection administration were evaluated in a randomized, double-blind, placebo-controlled, parallel-group, repeat-dose study in which 375 subjects were randomized to receive 3 doses of Sugammadex Injection IV with a 5-week washout period: 151 subjects received 4 mg/kg, 148 received 16 mg/kg and 76 received placebo. The frequency of anaphylaxis for the 299 healthy volunteers treated with intravenous Sugammadex Injection was 0.3% (n=1 in the Sugammadex Injection 16 mg/kg group on the first dose). Signs and symptoms included conjunctival edema, urticaria, erythema, swelling of the uvula and reduction in peak expiratory flow within 5 minutes of dose administration. The most common hypersensitivity adverse reactions reported were nausea, pruritus and urticaria and showed a dose response relationship, occurring more frequently in the 16 mg/kg group compared to the 4 mg/kg and placebo groups.

Anaphylaxis has also been reported in the post-marketing setting, including at doses less than 16 mg/kg. The most commonly described clinical features in reports of anaphylaxis were dermatologic symptoms (including urticaria, rash, erythema, flushing and skin eruption); and clinically important hypotension often requiring the use of vasopressors or circulatory support. In addition, prolonged hospitalization and/or the use of additional respiratory support until full recovery (re-intubation, prolonged intubation, manual or mechanical ventilation) have been noted in a number of the anaphylaxis reports.

5.2 Marked Bradycardia

Cases of marked bradycardia, some of which have resulted in cardiac arrest, have been observed within minutes after the administration of Sugammadex Injection *[see Adverse Reactions (6.2)]*. Patients should be closely monitored for hemodynamic changes during and after reversal of neuromuscular blockade. Treatment with anticholinergic agents, such as atropine, should be administered if clinically significant bradycardia is observed.

5.3 Respiratory Function Monitoring During Recovery

Ventilatory support is mandatory for patients until adequate spontaneous respiration is restored and the ability to maintain a patent airway is assured. Even if recovery from neuromuscular blockade is complete, other drugs used in the peri- and post-operative period could depress respiratory function and therefore ventilatory support might still be required.

Should neuromuscular blockade persist after Sugammadex Injection administration or recur following extubation, take appropriate steps to provide adequate ventilation.

5.4 Risk of Prolonged Neuromuscular Blockade

In clinical trials, a small number of patients experienced a delayed or minimal response to the administration of Sugammadex Injection *[see Clinical Studies (14.1)]*. Thus, it is important to monitor ventilation until recovery occurs.

5.5 Waiting Times for Re-Administration of Neuromuscular Blocking Agents for Intubation Following Reversal with Sugammadex Injection

A minimum waiting time is necessary before administration of a steroidal neuromuscular blocking agent after administration of Sugammadex Injection.

Table 1: Re-administration of Rocuronium or Vecuronium after Reversal (up to 4 mg/kg Sugammadex Injection)

Minimum Waiting Time	NMBA and Dose to be Administered
5 minutes	1.2 mg/kg rocuronium
4 hours	0.9 mg/kg rocuronium or 0.1 mg/kg vecuronium

When rocuronium 1.2 mg/kg is administered within 30 minutes after reversal with Sugammadex Injection, the onset of neuromuscular blockade may be delayed up to approximately 4 minutes and the duration of neuromuscular blockade may be shortened up to approximately 15 minutes.

The recommended waiting time in patients with mild or moderate renal impairment for re-use of 0.6 mg/kg rocuronium or 0.1 mg/kg vecuronium after reversal with up to 4 mg/kg Sugammadex Injection should be 24 hours. If a shorter waiting time is required, the rocuronium dose for a new neuromuscular blockade should be 1.2 mg/kg.

For re-administration of rocuronium or administration of vecuronium after reversal of rocuronium with 16 mg/kg Sugammadex Injection, a waiting time of 24 hours is suggested.

If neuromuscular blockade is required before the recommended waiting time has elapsed, use a nonsteroidal neuromuscular blocking agent. The onset of a depolarizing neuromuscular blocking agent might be slower than expected, because a substantial fraction of postjunctional nicotinic receptors can still be occupied by the neuromuscular blocking agent.

5.6 Interactions Potentially Affecting the Efficacy of Other Drugs

Due to the administration of Sugammadex Injection, certain drugs, including hormonal contraceptives, could become less effective due to a lowering of the (free) plasma concentrations. In this situation, consider the re-administration of the other drug, the administration of a therapeutically equivalent drug (preferably from a different chemical class), and/or non-pharmacological interventions as appropriate *[see Drug Interactions (7.3)]*.

5.7 Risk of Recurrence of Neuromuscular Blockade Due to Displacement Interactions

Recurrence of neuromuscular blockade may occur due to displacement of rocuronium or vecuronium from Sugammadex Injection by other drugs *[see Drug Interactions (7.2)]*. In this situation the patient may require mechanical ventilation. Administration of the drug which caused displacement should be stopped in case of an infusion. The risk of displacement reactions will be the highest in the time period equivalent to 3 times the half-life of Sugammadex Injection *[see Clinical Pharmacology (12.3)]*.

5.8 Risk of Recurrence of Neuromuscular Blockade with Lower Than Recommended Dosing

The use of lower than recommended doses of Sugammadex Injection may lead to an increased risk of recurrence of *neuromuscular blockade after initial reversal and is not recommended [see Dosage and Administration (2.2), Adverse Reactions (6.1)]*.

5.9 Risk of Recurrence of Neuromuscular Blockade Due to the Administration of Drugs that Potentiate Neuromuscular Blockade

When drugs which potentiate neuromuscular blockade are used in the post-operative phase, special attention should be paid to the possibility of recurrence of neuromuscular blockade. Refer to the package insert for rocuronium or vecuronium for a list of the specific drugs which potentiate neuromuscular blockade. In case recurrence of neuromuscular blockade is observed, the patient may require mechanical ventilation.

5.10 Risk of Coagulopathy and Bleeding

Sugammadex Injection doses up to 16 mg/kg were associated with increases in the coagulation parameters activated partial thromboplastin time (aPTT) and prothrombin time/international normalized ratio [PT(INR)] of up to 25% for up to 1 hour in healthy volunteers.

In patients undergoing major orthopedic surgery of the lower extremity who were concomitantly treated with heparin or low molecular weight heparin for thromboprophylaxis, increases in aPTT and PT(INR) of 5.5% and 3.0%, respectively, were observed in the hour following Sugammadex Injection 4 mg/kg administration. This clinical trial did not demonstrate an increased blood loss or anemia incidence with Sugammadex Injection compared with usual treatment. The rate of adjudicated bleeding events within 24 hours was 2.9% for sugammadex and 4.1% for usual care. The rate of post-operative anemia was 21% for sugammadex and 22% for usual care. The mean 24-hour drainage volume was 0.46 L for sugammadex and 0.48 L for usual care. The need for any post-operative transfusion was 37% for sugammadex and 39% for usual care.

In vitro experiments demonstrated additional aPTT and PT(INR) prolongations for sugammadex in combination with vitamin K antagonists, unfractionated heparin, low molecular weight heparinoids, rivaroxaban, and dabigatran up to ~25% and ~50% at C_{max} levels of sugammadex corresponding to 4 mg/kg and 16 mg/kg doses, respectively.

Since bleeding risk has been studied systematically with only heparin and low molecular weight heparin thromboprophylaxis and 4 mg/kg doses of sugammadex coagulation parameters should be carefully monitored in patients with known coagulopathies, being treated with therapeutic anticoagulation, receiving thromboprophylaxis drugs other than heparin and low molecular weight heparin, or receiving thromboprophylaxis drugs and who then receive a dose of 16 mg/kg sugammadex.

5.11 Renal Impairment

Sugammadex Injection is not recommended for use in patients with severe renal impairment, including those requiring dialysis *[see Use in Specific Populations (8.6)]*. With regard to the recommended waiting time for re-administration in patients with mild or moderate renal impairment, see *Waiting Times for Re-Administration of Neuromuscular Blocking Agents for Intubation Following Reversal with Sugammadex Injection [see Warnings and Precautions (5.5)]*.

5.12 Light Anesthesia

When neuromuscular blockade was reversed intentionally in the middle of anesthesia in clinical trials, e.g., when investigating urgent reversal, signs of light anesthesia were noted occasionally (movement, coughing, grimacing and suckling of the tracheal tube).

5.13 Reversal after Rocuronium or Vecuronium Administration in the ICU

Sugammadex Injection has not been studied for reversal following rocuronium or vecuronium administration in the ICU.

5.14 Reversal of Neuromuscular Blocking Agents Other Than Rocuronium or Vecuronium

Do not use Sugammadex Injection to reverse blockade induced by nonsteroidal neuromuscular blocking agents such as succinylcholine or benzylisoquinolinium compounds.

Do not use Sugammadex Injection to reverse neuromuscular blockade induced by steroidal neuromuscular blocking agents other than rocuronium or vecuronium.

6 ADVERSE REACTIONS

The following serious adverse reactions are described elsewhere in the labeling:
• Anaphylaxis and Hypersensitivity *[see Contraindications (4), Warnings and Precautions (5.1)]*
• Marked Bradycardia *[see Warnings and Precautions (5.2)]*

6.1 Clinical Trials Experience

Because clinical trials are conducted under widely varying conditions, adverse reaction rates observed in the clinical trials of a drug cannot be directly compared to rates in the clinical trials of another drug and may not reflect the rates observed in practice.

Adult Patients
The data described below reflect 2914 subjects exposed to 2, 4, or 16 mg/kg Sugammadex Injection and 544 to placebo in pooled Phase 1-3 studies. The population was 18 to 92 years old, 47% male and 53% female, 34% ASA (American Society of Anesthesiologists) Class 1, 51% ASA Class 2, and 14% ASA Class 3, and 82% Caucasian. Most subjects received a single dose of Sugammadex Injection 2 mg/kg or 4 mg/kg.

Adverse reactions reported in ≥10% of patients at a 2, 4, or 16 mg/kg Sugammadex Injection dose with a rate higher than the placebo rate are: vomiting, pain, nausea, hypotension, and headache.

All adverse reactions occurring in ≥2% of subjects treated with Sugammadex Injection and more often than placebo for adult subjects who received anesthesia and/or neuromuscular blocking agent in pooled Phase 1 to 3 studies are presented in Table 2.

Table 2: Percent of Subject Exposures in Pooled Phase 1 to 3 Studies with Adverse Reactions Incidence ≥2%

	Sugammadex			Placebo
Body System **Preferred Term**	**2 mg/kg** **(N=886)** **n (%)**	**4 mg/kg** **(N=1521)** **n (%)**	**16 mg/kg** **(N=183)** **n (%)**	**(N=544)** **n (%)**
Injury, poisoning and procedural complications				
Incision site pain	58 (6)	106 (6)	4 (4)	6 (1)
Procedural complication	13 (1)	27 (1)	8 (8)	3 (1)
Airway complication of anesthesia	11 (1)	13 (1)	9 (9)	0
Anesthetic complication	8 (1)	14 (1)	9 (9)	1 (<1)
Wound hemorrhage	5 (1)	38 (2)	0	8 (1)
Recurrence of neuromuscular blockade	0	1 (<1)	2 (2)	0
Gastrointestinal disorders				
Nausea*	258 (23)	503 (26)	23 (23)	127 (23)
Vomiting*	98 (11)	236 (12)	15 (15)	57 (10)
Abdominal pain*	48 (5)	68 (4)	6 (6)	17 (3)
Flatulence	17 (2)	51 (3)	1 (1)	10 (2)
Dry mouth	9 (1)	5 (<1)	2 (2)	0
General disorders and administration site conditions				
Pain*	434 (48)	990 (52)	35 (36)	207 (38)
Pyrexia	77 (9)	109 (6)	5 (5)	17 (3)
Chills	30 (3)	61 (3)	7 (7)	27 (5)
Nervous system disorders				
Headache	61 (7)	99 (5)	10 (10)	42 (8)
Dizziness	44 (5)	67 (3)	6 (6)	13 (2)
Hypoesthesia	12 (1)	24 (1)	3 (3)	9 (2)
Respiratory, thoracic and mediastinal disorders				
Oropharyngeal pain	42 (5)	66 (3)	5 (5)	27 (5)
Cough	13 (1)	49 (3)	8 (8)	11 (2)
Musculoskeletal and connective tissue disorders				
Pain in extremity	13 (1)	35 (2)	6 (6)	15 (3)
Musculoskeletal pain	16 (2)	33 (2)	1 (1)	6 (1)
Myalgia	5 (1)	17 (1)	2 (2)	3 (1)
Psychiatric disorders				
Insomnia	20 (2)	103 (5)	5 (5)	22 (4)
Anxiety	14 (2)	19 (1)	3 (3)	1 (<1)
Restlessness	3 (<1)	17 (1)	2 (2)	2 (<1)
Depression	2 (<1)	5 (<1)	2 (2)	0
Investigations				
Red blood cell count decreased*	13 (1)	34 (2)	1 (1)	2 (<1)
Electrocardiography QT interval abnormal*	10 (1)	7 (<1)	6 (6)	4 (1)
Blood creatine phosphokinase increased	9 (1)	14 (1)	2 (2)	1 (<1)
Vascular disorders				
Hypertension*	48 (5)	96 (5)	9 (9)	38 (7)
Hypotension*	33 (4)	102 (5)	13 (13)	20 (4)
Skin and subcutaneous tissue disorders				
Pruritus	17 (2)	50 (3)	2 (2)	9 (2)
Erythema	5 (1)	31 (2)	0	6 (1)
Metabolism and nutrition disorders				
Hypocalcemia	15 (2)	12 (1)	0	4 (1)
Cardiac disorders				
Tachycardia*	17 (2)	29 (2)	5 (5)	4 (1)
Bradycardia*	9 (1)	21 (1)	5 (5)	6 (1)
Surgical and medical procedures				
Hysterectomy	0	0	2 (2)	0

* Combinations of preferred terms are as follows:
Pain includes preferred terms abdominal pain, muscle aches and procedural nausea
Vomiting includes preferred terms vomiting and procedural vomiting
Abdominal pain includes preferred terms abdominal pain, abdominal pain upper, abdominal discomfort, abdominal pain lower, and epigastric discomfort
Pain includes preferred terms pain and pain in extremity
Red blood cell count decreased includes preferred terms red blood cell count decreased, hemoglobin decreased, and hematocrit decreased
Electrocardiogram QT interval abnormal includes preferred terms electrocardiogram QT interval abnormal and electrocardiogram QT interval prolonged
Hypertension includes preferred terms hypertension, blood pressure increased, hypertension, procedural hypertension, and blood pressure increased Hypotension includes preferred terms hypotension, procedural hypotension, and blood pressure decreased
Tachycardia includes preferred terms tachycardia and heart rate increased
Bradycardia includes preferred terms bradycardia and heart rate decreased

Pediatric Patients
2 to <17 years of age
The safety of Sugammadex Injection has been assessed in a randomized, active-controlled study of pediatric patients 2 to <17 years of age, with 242 receiving treatment with Sugammadex Injection. Adverse events occurring in ≥5% of pediatric patients are presented in Table 3. The safety profile was generally consistent with that observed in adults.

Table 3: Pediatric Patients (2 to <17 years of age) with Adverse Events Incidence ≥5% in One or More Treatment Groups Up to 7 Days Post-Treatment

	Sugammadex 2 mg/kg		Sugammadex 4 mg/kg	
	n	**(%)**	**n**	**(%)**
Subjects in population	51		191	
with one or more specific adverse events	40	(78)	143	(75)
with no specific adverse events	11	(22)	48	(25)
Cardiac disorders	**5**	**(10)**	**16**	**(8)**
Bradycardia*	5	(10)	13	(7)
Eye disorders	**3**	**(6)**	**1**	**(1)**
Gastrointestinal disorders	**8**	**(16)**	**35**	**(18)**
Nausea	1	(2)	12	(6)
Vomiting	4	(8)	20	(10)
Injury, poisoning and procedural complications	**34**	**(67)**	**121**	**(63)**
Incision site pain	3	(6)	6	(3)
Procedural nausea	4	(8)	9	(5)
Procedural pain	30	(59)	111	(58)
Procedural vomiting	3	(6)	5	(3)

*Combines preferred terms of bradycardia and sinus bradycardia.
Every subject is counted a single time for each applicable row and column.
A system organ class or specific adverse event appears in this table only if its incidence in one or more of the columns meets the incidence criterion in the table title, after rounding.

Anaphylaxis and Hypersensitivity
Hypersensitivity reactions, including anaphylaxis, have occurred in both premarketing clinical trials and in post-marketing spontaneous reports. In a dedicated hypersensitivity study in healthy volunteers, the frequency of anaphylaxis was 0.3% *[see Warnings and Precautions (5.1)]*. These reactions varied from isolated skin reactions to serious systemic reactions (i.e., anaphylaxis, anaphylactic shock) and have occurred in patients with no prior exposure to sugammadex.

Symptoms associated with these reactions can include: flushing, urticaria, erythematous rash, (severe) hypotension, tachycardia, swelling of tongue, swelling of pharynx, bronchospasm and pulmonary obstructive events. Severe hypersensitivity reactions can be fatal.

A randomized, double-blind study examined the incidence of drug hypersensitivity reactions in healthy volunteers given up to 3 doses of placebo (N=76), sugammadex 4 mg/kg (N=151) or sugammadex 16 mg/kg (N=148). Reports of suspected hypersensitivity were adjudicated by a blinded committee. The incidence of adjudicated hypersensitivity was 1%, 7% and 9% in the placebo, sugammadex 4 mg/kg and sugammadex 16 mg/kg groups, respectively. There were no reports of anaphylaxis after placebo or sugammadex 4 mg/kg. There was a single case of adjudicated anaphylaxis after the first dose of sugammadex 16 mg/kg. The frequency of anaphylaxis for the 299 healthy volunteers treated with intravenous sugammadex was 0.3%. There was no evidence of increased frequency or severity of hypersensitivity with repeat dosing.

In a previous study of similar design, there were three adjudicated cases of anaphylaxis, all after sugammadex 16 mg/kg (incidence 1% in the 298 healthy volunteers treated with sugammadex).

Recurrence of Neuromuscular Blockade
In clinical studies with subjects treated with rocuronium or vecuronium, where Sugammadex Injection was administered using a dose labeled for the depth of neuromuscular blockade (N=2022), an incidence of <1% was observed for recurrence of neuromuscular blockade as based on neuromuscular monitoring or clinical evidence *[see Warnings and Precautions (5.8)]*.

Bronchospasm
In one dedicated clinical trial and in post-marketing data, in patients with a history of pulmonary complications *[see Use in Specific Populations (8.9)]*, bronchospasm was reported as a possibly related adverse event.

Additional pediatric use information is approved for Merck Sharp & Dohme LLC's BRIDION® (sugammadex) injection. However, due to Merck Sharp & Dohme LLC's marketing exclusivity rights, this drug product is not labeled with that information.

6.2 Post-Marketing Experience

The following adverse reactions have been identified during post-approval use of Sugammadex Injection. Because these reactions are reported voluntarily from a population of uncertain size, it is not always possible to reliably estimate their frequency or establish a causal relationship to drug exposure.

Cardiac Disorders: Cases of marked bradycardia and bradycardia with cardiac arrest have been observed within minutes after administration of Sugammadex *[see Warnings and Precautions (5.2)]*. Other cardiac rhythm abnormalities have included atrial fibrillation, atrioventricular block, cardiac/cardiorespiratory arrest, electrocardiographic (ECG) ST segment changes, supraventricular tachycardia/extrasystoles, tachycardia, ventricular fibrillation, and ventricular tachycardia. Anaphylaxis associated with ECG ST segment changes (elevation or depression) consistent with myocardial ischemia or coronary spasm has also been reported.

General Disorders and Administration Site Conditions: Cases of Sugammadex Injection not having the intended effect.

Immune System Disorders: Hypersensitivity events including anaphylactic shock, anaphylactoid reaction, and Type 1 hypersensitivity have been reported *[see Warnings and Precautions (5.1)]*.

Respiratory, Thoracic, and Mediastinal Disorders: Events of laryngospasm, dyspnea, wheezing, pulmonary edema, and respiratory arrest have been reported.

7 DRUG INTERACTIONS

7.1 Summary

The information reported in sections *7.2 - 7.4* is based on binding affinity between Sugammadex Injection and other drugs, preclinical experiments, clinical studies and simulations of a pharmacokinetic-pharmacodynamic (PK-PD) model. Based on these considerations, no clinically significant pharmacodynamic interactions with other drugs are expected, with the exception of toremifene and hormonal contraceptives.

7.2 Interactions Potentially Affecting the Efficacy of Sugammadex Injection

Toremifene
For toremifene, which has a relatively high binding affinity for sugammadex and for which relatively high plasma concentrations might be present, some displacement of vecuronium or rocuronium from the complex with Sugammadex Injection could occur. The recovery to TOF ratio to 0.9 could therefore be delayed in patients who have received toremifene on the same day of surgery.

7.3 Interaction Potentially Affecting the Efficacy of Hormonal Contraceptives

In vitro binding studies indicate that Sugammadex Injection may bind to progestogen, thereby decreasing progestogen exposure. Therefore, the administration of a bolus dose of Sugammadex Injection is considered to be equivalent to missing dose(s) of oral contraceptives containing an estrogen or progestogen. If an oral contraceptive is taken on the same day that Sugammadex Injection is administered, the patient must use an additional, non-hormonal contraceptive method or back-up method of contraception (such as condoms and spermicides) for the next 7 days.

In the case of non-oral hormonal contraceptives, the patient must use an additional, non-hormonal contraceptive method or back-up method of contraception (such as condoms and spermicides) for the next 7 days.

7.4 Interference with Laboratory Tests

Sugammadex Injection may interfere with the serum progesterone assay. Interference with this test was observed at sugammadex plasma concentrations of 100 mcg/mL, which may be observed for up to 30 minutes after a 16 mg/kg dose.

8 USE IN SPECIFIC POPULATIONS

8.1 Pregnancy

Risk Summary
There are no clinical trial data on Sugammadex Injection use in pregnant women to inform any drug-associated risks. The available data from the pharmacovigilance safety database and published literature on Sugammadex Injection use in pregnant women are insufficient to identify a drug-associated risk of major birth defects, miscarriage, or adverse maternal or fetal outcomes. In animal reproduction studies, there was no evidence of malformations following daily intravenous administration of sugammadex to rats and rabbits during organogenesis at exposures of up to 6 and 8 times, respectively, the maximum recommended human dose (MRHD) of 16 mg/kg. However there was an increase in the incidence of incomplete ossification of the sternebra and reduced fetal body weights in the rabbit study at 8 times the MRHD, which is a dose level in which maternal toxicity was also observed. In pre- and postnatal development study, sugammadex treatment resulted in an increase in early postnatal loss, which correlated with maternal behavior (increased incidence of pup cannibalism), at exposures equivalent to the MRHD and higher *[see Data]*. The background risk of major birth defects and miscarriage for the indicated population are unknown. However, the background risk in the U.S. general population of major birth defects is 2-4% and of miscarriage is 15-20% of clinically recognized pregnancies.

Data
Animal Data
In an embryofetal development study in rats, pregnant animals received daily intravenous administration of sugammadex at 0, 20, 100, and 500 mg/kg (0.2, 1, and 6 times the MR

31.875" x 15.375"

8.6 Renal Impairment
This drug is known to be substantially excreted by the kidney. Effect of mild or moderate renal impairment (creatinine clearance ≥30 and ≤80 mL/min) on sugammadex PK and PD was obtained from a study in elderly patients *[see Use in Specific Populations (8.5)]*. Although clearance of drug decreased in elderly subjects with mild and moderate renal impairment, there was no significant difference in the ability of sugammadex to reverse the pharmacodynamic effect of rocuronium. Hence, no dosage adjustment is necessary for mild and moderate renal impairment. Sugammadex Injection is not recommended for use in patients with severe renal impairment (creatinine clearance <30 mL/min) due to insufficient safety information combined with the prolonged and increased overall exposure in these patients *[see Warnings and Precautions (5.11), Clinical Pharmacology (12.3)]*.

8.7 Hepatic Impairment
Sugammadex Injection is not metabolized nor excreted by the liver; therefore, dedicated trials in patients with hepatic impairment have not been conducted. Exercise caution when administering Sugammadex Injection to patients with hepatic impairment accompanied by coagulopathy or severe edema *[see Warnings and Precautions (5.10, 5.14)]*.

8.8 Cardiac Patients
One trial of 76 patients who were diagnosed with or have a history of cardiac disease (e.g., patients with ischemic heart disease, chronic heart failure, or arrhythmia) of primarily NYHA (New York Heart Association) Class II investigated time to recovery from neuromuscular blockade induced by rocuronium 0.6 mg/kg following administration of 2 mg/kg or 4 mg/kg Sugammadex Injection given at the reappearance of T_1. The trial showed that the median time to recovery of the T_4/T_1 ratio to 0.9 was 1.7 minutes and 1.3 minutes, respectively, in the 2 mg/kg and 4 mg/kg Sugammadex Injection dose groups. This is similar to the median values observed in the other trials; therefore, no dosage adjustment is necessary *[see Dosage and Administration (2.2)]*.

8.9 Pulmonary Patients
One trial of 77 patients who were diagnosed with or have a history of pulmonary complications investigated the time to recovery from neuromuscular blockade induced by rocuronium (0.6 mg/kg) following administration of 2 mg/kg or 4 mg/kg Sugammadex Injection given at the first signs of recovery (reappearance of T_1). The trial showed that for these patients the median time to recovery of the T_4/T_1 ratio to 0.9 was 2.1 minutes after a dose of 2 mg/kg Sugammadex Injection and 1.9 minutes after a dose of 4 mg/kg Sugammadex Injection. This is similar to the median values observed in the other trials; therefore, no dosage adjustment is necessary. *[See Dosage and Administration (2.2), Adverse Reactions (6.1)]*.

8.10 Obese Patients with a BMI ≥40 kg/m²
A trial of 188 obese patients, with a body mass index ≥40 kg/m², investigated the time to recovery from moderate or deep neuromuscular blockade induced by rocuronium or vecuronium. Patients received 2 mg/kg or 4 mg/kg Sugammadex Injection, as appropriate for level of block, dosed according to either actual body weight (ABW) or ideal body weight (IBW) in random, double-blinded fashion. Pooled across depth of block and neuromuscular blocking agent, the median time to recover to a train-of-four (TOF) ratio ≥0.9 in patients dosed by ABW (1.8 minutes) was statistically significantly faster compared to patients dosed by IBW (3.3 minutes).

The adverse reaction profile was generally similar to the profile in adult patients in pooled Phase 1 to 3 studies *[see Adverse Reactions (6.1)]*. No dosage adjustment is necessary *[see Dosage and Administration (2.2)]*.

8.11 American Society of Anesthesiologists Class 3 or 4 Patients
One trial of 331 patients who were assessed as ASA Class 3 or 4 investigated the incidence of treatment-emergent arrhythmias (sinus bradycardia, sinus tachycardia, or other cardiac arrhythmias) after administration of sugammadex.

In patients receiving sugammadex (2 mg/kg, 4 mg/kg, or 16 mg/kg), the number (%) of patients with treatment-emergent sinus bradycardia (up to 35 minutes post-administration of sugammadex) was 11/05 (1.0%) in the 2 mg/kg sugammadex treatment group, 2/107 (1.9%) in the 4 mg/kg sugammadex treatment group, and 5/68 (7.4%) in the 16 mg/kg sugammadex treatment group, compared to 4/51 (7.8%) in the neostigmine (50 µg/kg up to 5 mg maximum dose) + glycopyrrolate (10 µg/kg up to 1 mg maximum dose) treatment group. The number of patients with treatment-emergent sinus tachycardia (up to 35 minutes post-administration of sugammadex) was 7/105 (6.7%) in the 2 mg/kg sugammadex treatment group, 10/107 (9.3%) in the 4 mg/kg sugammadex treatment group, and 6/68 (8.8%) in the 16 mg/kg sugammadex treatment group, compared to 1/51 (21.6%) in the neostigmine + glycopyrrolate treatment group. The number of other treatment-emergent arrhythmias (up to 35 minutes post administration of sugammadex) was 1/105 (1.0%) in the 2 mg/kg sugammadex treatment group, 0/107 (0%) in the 4 mg/kg sugammadex treatment group, and 1/68 (1.5%) in the 16 mg/kg sugammadex treatment group, compared to 1/51 (2.0%) in the neostigmine + glycopyrrolate treatment group. The adverse reaction profiles in ASA Class 3 and 4 patients were generally similar to those in adult patients in pooled Phase 1 to 3 studies; therefore, no dosage adjustment is necessary *[see Dosage and Administration (2.1), Adverse Reactions (6.1)]*.

10 OVERDOSAGE
In premarketing clinical trials, one case of accidental overdose with 40 mg/kg Sugammadex Injection was reported without significant effects.

Sugammadex Injection can be removed using hemodialysis with a high-flux filter, but not with a low-flux filter. Based upon clinical studies, Sugammadex Injection concentrations in plasma are reduced with a high-flux filter by about 70% after a 3- to 6-hour dialysis session.

11 DESCRIPTION
Sugammadex Injection, for intravenous use, contains sugammadex sodium, a modified gamma cyclodextrin chemically designated as *6ᵃ,6ᵇ,6ᶜ,6ᵈ,6ᵉ,6ᶠ,6ᵍ,6ʰ,6ⁱ-Octakis-S-(2-carboxyethyl)-6ᵃ,6ᵇ,6ᶜ,6ᵈ,6ᵉ,6ᶠ,6ᵍ,6ʰ,6ⁱ-octathio-γ-cyclodextrin sodium salt* (1:8) with a molecular weight of 2178.01. The structural formula is:

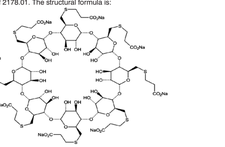

Sugammadex Injection is supplied as a sterile, non-pyrogenic aqueous solution that is clear, colorless to slightly yellow-brown for intravenous injection only. Each mL contains 100 mg sugammadex, which is equivalent to 108.8 mg sugammadex sodium. The aqueous solution is adjusted to a pH of between 7 and 8 with hydrochloric acid and/or sodium hydroxide. The osmolality of the product is between 300 and 500 mOsmol/kg.

Sugammadex Injection may contain up to 7 mg/mL of the mono OH-derivative of sugammadex *[see Clinical Pharmacology (12.2)]*. This derivative is chemically designated as *6ᵃ,6ᵇ,6ᶜ,6ᵈ,6ᵉ,6ᶠ,6ᵍ-Heptakis-S-(2-carboxyethyl)-6ᵃ,6ᵇ,6ᶜ,6ᵈ,6ᵉ,6ᶠ,6ᵍ-heptathio-γ-cyclodextrin sodium salt* (1:7) with a molecular weight of 2067.90. The structural formula is:

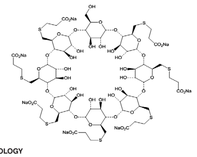

12 CLINICAL PHARMACOLOGY

12.1 Mechanism of Action
Sugammadex Injection is a modified gamma cyclodextrin. It forms a complex with the neuromuscular blocking agents rocuronium and vecuronium, and it reduces the amount of neuromuscular blocking agent available to bind to nicotinic cholinergic receptors in the neuromuscular junction. This results in the reversal of neuromuscular blockade induced by rocuronium and vecuronium.

12.2 Pharmacodynamics
Sugammadex Injection has been administered in doses ranging from 0.5 mg/kg to 16 mg/kg in dose response trials of rocuronium-induced blockade (0.6, 0.9, 1 and 1.2 mg/kg with and without maintenance doses) and vecuronium-induced blockade (0.1 mg/kg with or without maintenance doses) at different time points/depths of block. In these trials a clear dose-response relationship was observed.

Sugammadex Injection may contain up to 7% of the mono OH-derivative of sugammadex. In preclinical pharmacology studies, the mono OH-derivative was demonstrated to have ~50% of the affinity as sugammadex for rocuronium and vecuronium and that product with up to 7% of the mono OH-derivative has nearly similar efficacy in reversing rocuronium- or vecuronium-induced blockade.

Although sugammadex has greatest affinity for aminosteroid neuromuscular blocking agents such as rocuronium and vecuronium, plasma levels of endogenous or exogenous compounds with a similar steroidal structure, such as some hormones, hormonal contraceptives, and pheromones may also be reduced following administration of sugammadex *[see Drug Interactions (7.3)]*.

Cardiac Electrophysiology
At a dose 2 times the maximum recommended dose, sugammadex does not prolong the QTc interval to any clinically relevant extent.

12.3 Pharmacokinetics
The sugammadex pharmacokinetic parameters were calculated from the total sum of non-complex-bound and complex-bound concentrations of sugammadex. Pharmacokinetic parameters as clearance and volume of distribution are assumed to be the same for non-complex-bound and complex-bound sugammadex in anesthetized patients.

Distribution
The observed steady-state volume of distribution of sugammadex is approximately 11 to 14 liters in adult patients with normal renal function (based on conventional, non-compartmental pharmacokinetic analysis). Neither sugammadex nor the complex of sugammadex and rocuronium binds to plasma proteins or erythrocytes, as was shown *in vitro* using male human plasma and whole blood. Sugammadex exhibits linear kinetics in the dosage range of 1 to 16 mg/kg when administered as an IV bolus dose.

In nonclinical drug distribution studies, sugammadex is retained in sites of active mineralization, such as bone and teeth, with a mean half-life of 172 and 8 days, respectively *[see Use in Specific Populations (8.4), Nonclinical Toxicology (13.2)]*.

Metabolism
In clinical studies, no metabolites of sugammadex have been observed and only renal excretion of the unchanged product was observed as the route of elimination.

Elimination
In adult anesthetized patients with normal renal function, the elimination half-life ($t_{1/2}$) of sugammadex is about 2 hours and the estimated plasma clearance is about 88 mL/min (based on compartmental pharmacokinetic analysis). A mass balance study demonstrated that >90% of the dose was excreted within 24 hours. Ninety-six percent (96%) of the dose was excreted in urine, of which at least 95% could be attributed to unchanged sugammadex. Excretion via feces or expired air was less than 0.02% of the dose. Administration of Sugammadex Injection to healthy volunteers resulted in increased renal elimination of rocuronium in complex.

Patients with Renal Impairment
Sugammadex is known to be substantially excreted by the kidney. The half-life of sugammadex in patients with mild, moderate and severe renal impairment is 4, 6, and 19 hours, respectively.

In one study, exposure to sugammadex was prolonged, leading to 17-fold higher overall exposure in patients with severe renal impairment. Low concentrations of sugammadex are detectable for at least 48 hours post-dose in patients with severe renal impairment.

In a second study comparing subjects with moderate or severe renal impairment to subjects with normal renal function, sugammadex clearance progressively decreased and $t_{1/2}$ was progressively prolonged with declining renal function. Exposure was 2-fold and 5-fold higher in subjects with moderate and severe renal impairment, respectively. Sugammadex concentrations were no longer detectable beyond 7 days post-dose in subjects with severe renal impairment.

Geriatric Patients
Geriatric patients may have mild or moderate renal impairment. Population pharmacokinetic analysis indicated that, beyond the effects of a decreased creatinine clearance, increased age has limited impact on sugammadex PK parameters *[see Use in Specific Populations (8.5, 8.6)]*.

Pediatric Patients
The pharmacokinetics of sugammadex in pediatric patients have been evaluated following administration of intravenous doses of 2 or 4 mg/kg sugammadex administered for reversal of moderate or deep neuromuscular blockade, respectively. In one study, sugammadex pharmacokinetic parameters were estimated in pediatric patients 2 to <17 years of age with patients enrolled into 3 age groups (2 to <6, 6 to <12 and 12 to <17 years of age).

Sugammadex exposure (AUC_{inf} and C_{max}) increased in a dose-dependent, linear manner following administration of 2 or 4 mg/kg across patients 2 to <17 years of age. Sugammadex exposure was approximately 40% lower in patients 2 to <6 years of age receiving administration of 2 or 4 mg/kg sugammadex compared to older pediatric patients (6 to <17 years) and adults; however, this difference was not clinically relevant [see Clinical Studies (14.1)].

Both clearance and volume of distribution increase with increasing age in pediatric patients, whereas elimination half-life is generally similar across pediatric patients. As a result, the observed steady-state volume of distribution of sugammadex is approximately 3 to 10 liters and clearance is approximately 38 to 95 mL/min resulting in a half-life of approximately 1-2 hours in pediatric patients 2 to <17 years of age.

Sex
No pharmacokinetic differences between male and female subjects were observed.

Race
In a study in healthy Japanese and Caucasian subjects no clinically relevant differences in pharmacokinetic parameters were observed. Limited data do not indicate differences in pharmacokinetic parameters in Black or African Americans.

Obesity
In one clinical study of obese patients with a body mass index ≥40 kg/m², sugammadex 2 mg/kg and 4 mg/kg was dosed according to ABW (n=76) or IBW (n=76). The adverse reaction profile in ASA Class 3 and 4 patients was generally similar following administration according to ABW or IBW. No clinically relevant differences in pharmacokinetic parameters were observed between obese patients and the general population, when dosed according to ABW. [See *Use in Specific Populations (8.10)*.] Systemic exposure of sugammadex is approximately 50% lower with IBW dosing compared to ABW.

Additional pediatric use information is approved for Merck Sharp & Dohme LLC's BRIDION® (sugammadex) injection. However, due to Merck Sharp & Dohme LLC's marketing exclusivity rights, this drug product is not labeled with that information.

13 NONCLINICAL TOXICOLOGY

13.1 Carcinogenesis, Mutagenesis, Impairment of Fertility

Carcinogenesis
Long-term animal studies to evaluate the carcinogenic potential of sugammadex have not been conducted.

Mutagenesis
Sugammadex and its mono OH-derivative tested negatively in *in vitro* bacterial reverse mutation assays (Ames test), *in vitro* chromosomal aberration assays in human peripheral blood lymphocytes, and *in vivo* micronucleus assays in mice and rats.

Impairment of Fertility
A fertility and early embryonic development study in Sprague-Dawley rats in which male rats were treated daily for 29 days prior to mating and through the mating period and female rats were treated daily for 14 days prior to mating to Day 5 post-coitum via intravenous administration of sugammadex at 20, 100, and 500 mg/kg (0.2, 1, and 6 times the MRHD of 16 mg/kg, respectively, based on AUC comparison) did not show adverse effects on fertility.

13.2 Animal Toxicology and/or Pharmacology
Bone and teeth retention of sugammadex occurred in rats after intravenous injection, with mean half-lives of 172 and 8 days, respectively. Sugammadex bound to hydroxyapatite in an *in vitro* study and distributed in the bone formation area where hydroxyapatite is present for mineralization *in vivo*.

In adult rat bone toxicity studies, a single dose of sugammadex at 2,000 mg/kg (approximately 24 times the maximum recommended human dose (MRHD) of 16 mg/kg by AUC comparison) administered to adult rats caused a slight increase in bone resorption, but had no effect on teeth color. No adverse bone effects were seen following a single dose of sugammadex at 500 mg/kg (4 times the MRHD dose of 16 mg/kg based on plasma AUC comparison).

In a bone repair study, adult rats were treated with intravenous sugammadex weekly for 6 weeks at 0, 30, 120, and 500 mg/kg (approximately 0.4, 1, and 6 times the MRHD, respectively, by AUC comparison). Based on histological data, high dose animals with post-fracture treatment, showed a statistically significant increase in callus formation and decrease in bone formation, suggesting a potential for a slight delay in the bone healing process. However, there were no statistically significant effects on bone volume or bone mineral density.

In juvenile animal studies, bone and teeth deposition was significantly higher in juvenile rats compared to adults. In addition, sugammadex administered to juvenile rats daily for 4 weeks caused slight bone length decrease (approximately 3%), which did not recover after an 8-week treatment-free period, and reversible whitish discoloration of the teeth at a dose approximately 0.6 times the MRHD, while weekly administration for 8 weeks did not produce similar changes in bone and teeth at doses up to 1.2 times the MRHD *[see Use in Specific Populations (8.4)]*.

14 CLINICAL STUDIES

14.1 Controlled Clinical Studies

Comparative Study of Sugammadex Injection versus Neostigmine as a Reversal Agent for Neuromuscular Blockade Induced by Rocuronium or Vecuronium at Reappearance of T_2 (Moderate Blockade)
A multicenter, randomized, parallel-group, active-controlled, safety-assessor blinded study comparing Sugammadex Injection and neostigmine enrolled 189 patients (87 women and 102 men, 95% were ASA class 1 and 2 and 99% were Caucasian, median weights were 72 kg and 76 kg and median ages were 50 years and 51 years in the rocuronium and vecuronium groups, respectively). Patients were randomly assigned to the rocuronium or vecuronium group and underwent elective surgical procedures under general anesthesia that required endotracheal intubation and maintenance of neuromuscular blockade. The surgical procedures were mainly endocrine, ocular, ENT, abdominal (gynecological, colorectal, urological), orthopedic, vascular, or dermatological. At the reappearance of T_2, after the last dose of rocuronium or vecuronium, 2 mg/kg Sugammadex Injection or 50 mcg/kg neostigmine was administered in a randomized order as a single bolus injection. The time from start of administration of Sugammadex Injection or neostigmine to recovery of the TOF (T_4/T_1) ratio to 0.9 was assessed. Generally, a T_4/T_1 ratio ≥0.9 correlates with recovery from neuromuscular blockade.

Return of the T_4/T_1 ratio to 0.9 after the reappearance of T_2 was overall faster with Sugammadex Injection 2 mg/kg as compared to neostigmine 50 mcg/kg in the setting of rocuronium or vecuronium-induced neuromuscular blockade (Figures 1 and 2).

Figure 1: Time (Minutes) from Administration of Sugammadex Injection or Neostigmine at the Reappearance of T_2 after Rocuronium to Recovery of the T_4/T_1 Ratio to 0.9

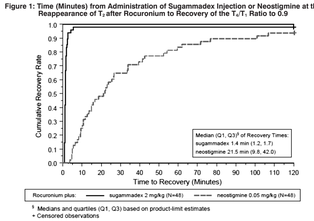

[a] Medians and quartiles (Q1, Q3) based on product-limit estimates
+ Censored observations

Figure 2: Time (Minutes) from Administration of Sugammadex Injection or Neostigmine at the Reappearance of T_2 after Vecuronium to Recovery of the T_4/T_1 Ratio to 0.9

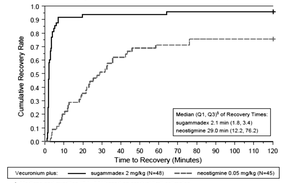

[a] Medians and quartiles (Q1, Q3) based on product-limit estimates
+ Censored observations

Comparative Study of Sugammadex Injection versus Neostigmine as a Reversal Agent for Neuromuscular Blockade Induced by Rocuronium or Vecuronium at 1 to 2 PTCs (Deep Blockade)
A multicenter, randomized, parallel-group, active-controlled, safety-assessor blinded study comparing Sugammadex Injection and neostigmine enrolled 157 patients (86 women and 71 men; 8% ASA class 1, 71% class 2, and 21% class 3; 79% Caucasian; median weights of 81 kg and 84 kg, and median ages of 54 years and 56 years in the rocuronium and vecuronium groups, respectively). Patients were randomly assigned to the rocuronium or vecuronium group and underwent elective surgical procedures under general anesthesia that required endotracheal intubation and maintenance of neuromuscular blockade. The surgical procedures were mainly abdominal (gynecological, colorectal, urological), orthopedic, reconstructive, or neurological. At 1 to 2 PTCs, after the last dose of rocuronium or vecuronium, 4 mg/kg Sugammadex Injection or 70 mcg/kg neostigmine was administered in a randomized order as a single bolus injection. The time from start of administration of Sugammadex Injection or neostigmine to recovery of the TOF (T_4/T_1) ratio to 0.9 was assessed, although neostigmine was not expected to reverse neuromuscular blockade at a depth of 1 to 2 PTCs. Generally, a T_4/T_1 ratio ≥0.9 correlates with recovery from neuromuscular blockade.

Return of the T_4/T_1 ratio to 0.9 in patients with 1 to 2 PTCs with Sugammadex Injection 4 mg/kg had a wider range of recovery times but the median time to recovery was comparable to the study of reversal at T_2 (2.7 minutes with 25th and 75th percentiles of 2.1 and 4.3 minutes for rocuronium [N=37], and 3.3 minutes with 25th and 75th percentiles of 2.3 and 6.6 minutes for vecuronium [N=47]). There were 7 and 6 censored observations in the rocuronium and vecuronium groups, respectively.

Reversal of Neuromuscular Blockade 3 Minutes after Rocuronium 1.2 mg/kg
Time to recovery from neuromuscular blockade induced by succinylcholine compared with recovery from neuromuscular blockade induced by rocuronium followed 3 minutes later with Sugammadex Injection was assessed in a multicenter, randomized, parallel-group, active-controlled, safety-assessor blinded study. The study was conducted in 110 patients (64 women and 46 men, ASA class 1 and 2, 78% were Caucasian, median weight was 70 kg, median age was 43 years). Patients underwent elective surgical procedures under general anesthesia that required endotracheal intubation and a short duration of neuromuscular relaxation.

The laparoscopic or open surgical procedures were mainly gynecological, orthopedic, or reconstructive. Return of the first twitch in a TOF (T_1) to 10% of baseline was compared between Sugammadex Injection 16 mg/kg for reversal of rocuronium 1.2 mg/kg versus spontaneous recovery from succinylcholine 1 mg/kg.

Recovery to T_1 of 10% of baseline (relative to the time of administration of rocuronium or succinylcholine) was overall faster in the rocuronium/Sugammadex Injection group compared with succinylcholine alone (Table 5).

Table 5: Time (minutes) from Start of Administration of Rocuronium or Succinylcholine to Recovery of T_1 to 10% of Baseline

	Treatment Regimen	
	Rocuronium (1.2 mg/kg) and Sugammadex (16 mg/kg)	**Succinylcholine (1 mg/kg)**
N	55	55
Mean (SD)	4.4 (0.7)	7.1 (1.6)
Median (Range)	4.2 (3.5 – 7.7)	7.1 (3.8 – 10.5)

Comparative Studies of Sugammadex Injection versus Neostigmine as a Reversal Agent for Neuromuscular Blockade Induced by Rocuronium or Vecuronium in Pediatric Patients

2 to <17 Years of Age
Time to recovery from neuromuscular blockade induced by rocuronium or vecuronium followed by administration of Sugammadex Injection or neostigmine was assessed in a randomized, double-blind, active comparator-controlled study. The study was conducted in 288 randomized pediatric patients 2 to <17 years of age, of which 276 patients received treatment (153 boys and 123 girls; ASA class 1, 2, and 3; 89.5% were Caucasian; median weight was 25 kg; median age was 7 years). The primary efficacy objective was to evaluate the effect of Sugammadex Injection compared to neostigmine for reversal of moderate neuromuscular blockade as measured by time to recovery to a TOF ratio of ≥0.9.

Recovery to a TOF ratio of ≥0.9 was statistically significantly faster in pediatric patients 2 to <17 years of age dosed with Sugammadex Injection 2 mg/kg (N=33) compared with neostigmine (N=34) for reversal of moderate block based on a geometric mean of 1.7 minutes for Sugammadex Injection 2 mg/kg and 7.4 minutes for neostigmine (ratio of geometric means was 0.22, 95% CI [0.16, 0.32]). These effects were consistent across age cohorts studied (2 to <6; 6 to <12; 12 to <17 years of age) and neuromuscular blocking agent (rocuronium and vecuronium).

Additional pediatric use information is approved for Merck Sharp & Dohme LLC's BRIDION® (sugammadex) injection. However, due to Merck Sharp & Dohme LLC's marketing exclusivity rights, this drug product is not labeled with that information.

16 HOW SUPPLIED/STORAGE AND HANDLING
Sugammadex Injection is a sterile, clear, colorless to slightly yellow-brown, non-pyrogenic aqueous solution intended for intravenous infusion. Sugammadex Injection is available in the following presentations:

Product Code	Unit of Sale	Strength	Each
RF721920	NDC 76045-219-24 Unit of 24	200 mg/2 mL (100 mg/mL)	NDC 76045-219-04 2 mL single-dose prefilled syringe This product is RFID-enabled.
721920	NDC 76045-219-20 Unit of 24	200 mg/2 mL (100 mg/mL)	NDC 76045-219-02 2 mL single-dose prefilled syringe

Store at 25°C (77°F); excursions permitted to 15°C to 30°C (59°F to 86°F) [see USP Controlled Room Temperature]. Protect from light. When not protected from light, the prefilled syringe should be used within 5 days.

Discard unused portion.

17 PATIENT COUNSELING INFORMATION
- Advise females of reproductive potential using hormonal contraceptives that Sugammadex Injection may reduce the contraceptive effect. Instruct females to use an additional, non-hormonal method of contraception for the next 7 days following Sugammadex Injection administration *[see Drug Interactions (7.3)]*.

The brand names mentioned in this document are the trademarks of their respective owners.

U.S. Patents 9731082, 10661018, and 11426522

Manufactured by:
FRESENIUS KABI
Lake Zurich, IL 60047
www.fresenius-kabi.com/us
451867A

CrossTech–103504–Proof 1
Form M02
Fresenius Kabi USA, LLC
P.O. No. 4700010512–Job No. 451867A
31.875 x 15.375
6/23/26–JB–InddCC21

Fonts: Helvetica (A)
Swiss 721 BT
Swiss 721 BT Condensed
Symbol
OCRB

CrossTech COMMUNICATIONS INC
312 382-0111 FAX 382-0004

Alicia Dodson
Digitally signed by Alicia Dodson
DN: c=US, serialNumber=MAS202603120478237, st=Illinois, l=Lake Zurich, o=Fresenius Netcare, ou=IT, cn=Alicia Dodson, email=Alicia.Dodson@fresenius-kabi.com
Reason: Reviewed By
Date: 2026.06.23 15:49:37 -05'00'

Timothy Hooker
Digitally signed by Timothy Hooker
DN: c=US, serialNumber=MAS202603120478237, st=Illinois, l=Lake Zurich, o=Fresenius Netcare, ou=IT, cn=Timothy Hooker, email=Timothy.Hooker@fresenius-kabi.com
Reason: I have reviewed this document
Date: 2026.06.23 16:48:13 -05'00'